

EXPLORE TEST RESULTS

Do **NOT** share these
with your neighbors



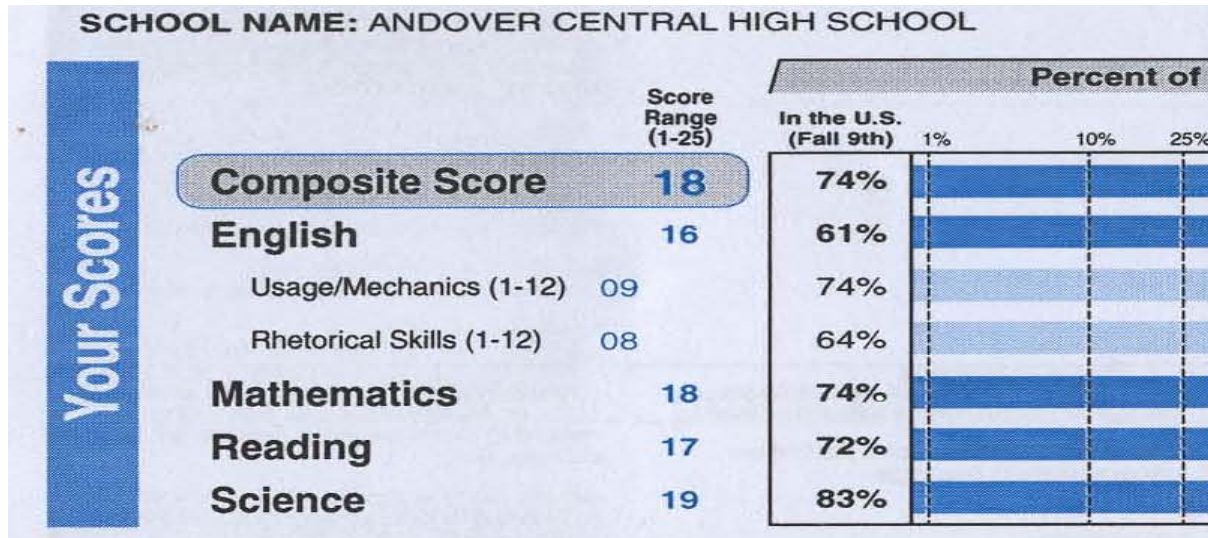
Things we look at

- Statistics about your class
- Your interests
- Your needs / wants
- Your scores – strengths and weaknesses

EXPLORE TEST RESULTS

1. What are your strengths and weaknesses?
2. Are you on track to go to college?
3. How do your interests relate to careers?

Turn to -YOUR SCORE REPORT



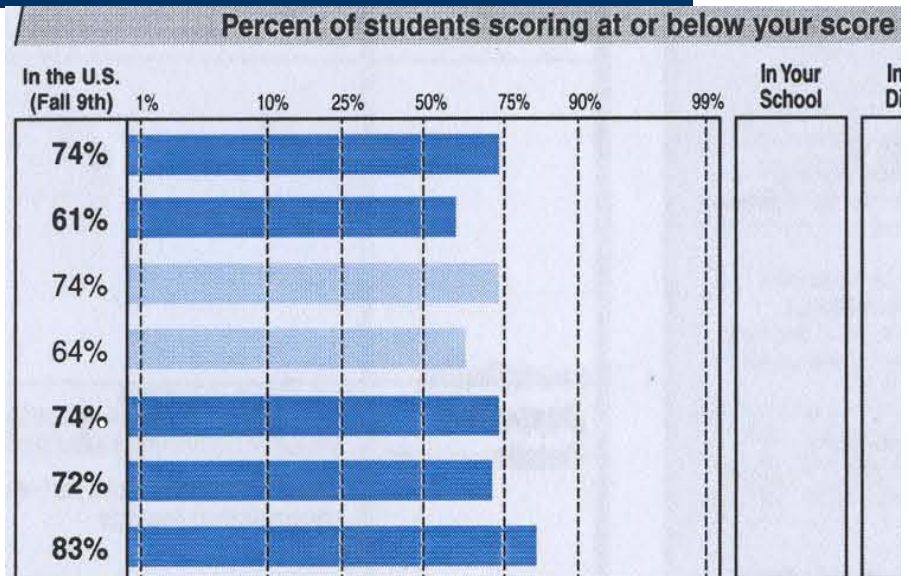
Range of Scores is 1-25

- Usage and Mechanics reports on your punctuation, grammar and sentence structure.
- Rhetorical Skills measures your organizations and style.

	Score Range (1-25)
Composite Score	18
English	16
Usage/Mechanics (1-12)	09
Rhetorical Skills (1-12)	08
Mathematics	18
Reading	17
Science	19

Percent of Students Scoring at or below your score

Composite Score	
English	
Usage/Mechanics (1-12)	
Rhetorical Skills (1-12)	
Mathematics	
Reading	
Science	



- It is not the number of correct answers

Your Estimated PLAN score range

Your Estimated PLAN Composite Score Range

18-21

PLAN is a 10th-grade test that helps you plan for the ACT tests and for college. Additional information is in your booklet *It's Your Future*.

- You will take the PLAN test your Sophomore year.
- It will predict your ACT score.
- There is a score range of 1-32 .

College Readiness

- This report shows if you are on track to be successful in college.
- Many students will show below the benchmark in science.
- If so, turn the report over and look at the back.

College Readiness

Students scoring at or above these EXPLORE benchmark scores, and taking college prep courses throughout high school, will likely be ready for first-year college courses. How do your scores compare?

EXPLORE Benchmark Scores		Your score is:		
		Below	At	Above
English	13	<input type="checkbox"/>	<input type="checkbox"/>	<input checked="" type="checkbox"/>
Mathematics	17	<input type="checkbox"/>	<input type="checkbox"/>	<input checked="" type="checkbox"/>
Reading	15	<input type="checkbox"/>	<input type="checkbox"/>	<input checked="" type="checkbox"/>
Science	20	<input checked="" type="checkbox"/>	<input type="checkbox"/>	<input type="checkbox"/>

About Your Scores. One or more of your EXPLORE scores fall below the benchmark scores that show readiness for college-level work. Suggestions for improving your skills are listed on the back of this report. Also, talk to your counselor or teacher about courses that can improve your skills. It's not too early to start thinking about college.

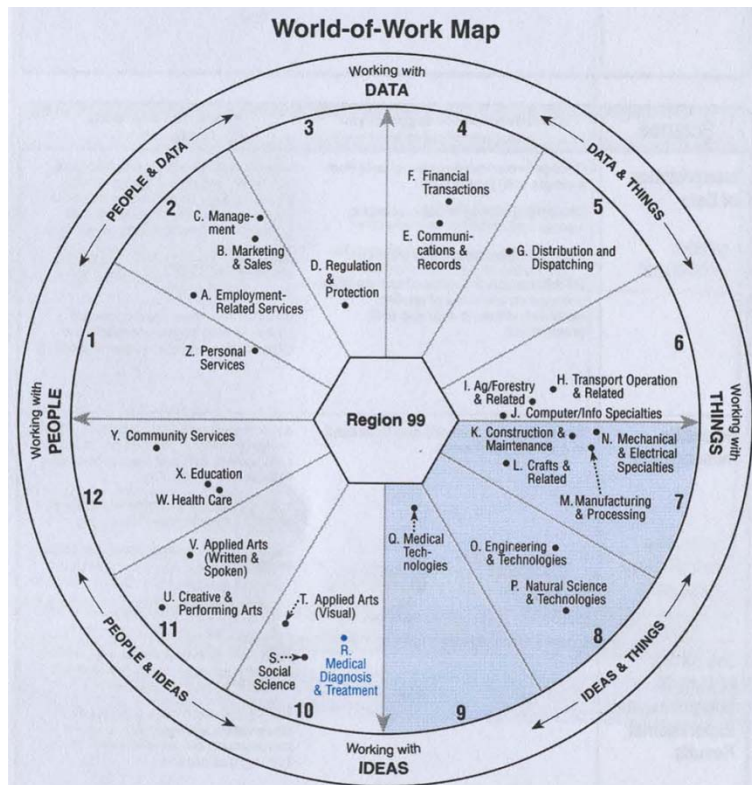
The Back Side

Your score suggest you are probably able to :

To improve your skills you can:

Take advantage of this information to improve your ability to be successful in college or other post secondary school.

World of Work Map



- Locate the career area in bright blue.
- This is the career area you indicated you were interested in.
- If it falls in the blue area then it is probably a good match.
- If it falls outside the blue area then you might need to investigate the career more. It is possible the job isn't really what you think it is.

Now What?



- It is up to you to use this information-
 - Pay attention to academic areas that need improvement. Challenge yourself to take hard classes and work to improve.
 - Go online and begin to research these careers. On the bottom of page 1, under Step 3: exploring careers options is a great web site.
 - Share this info with your parents. Listen to their advice.
 - Come see me and let's talk about your class selection and enrollment for next year.