

### Andover Public Schools Survey System

#### Survey Results

[ [Main](#) ] [ [Results as Table](#) ] [ Export Results to CSV as [Text](#) or [Numeric](#) Values ]

### Results for Survey #57: Andover Parent Climate Survey

Questions marked with a [\*] were required.

**Notice: This result page shows the results filtered by the following questions:**

Which building does your student attend? => Prairie Creek Elementary


Filter On Checked Questions

#### Survey Time Stats

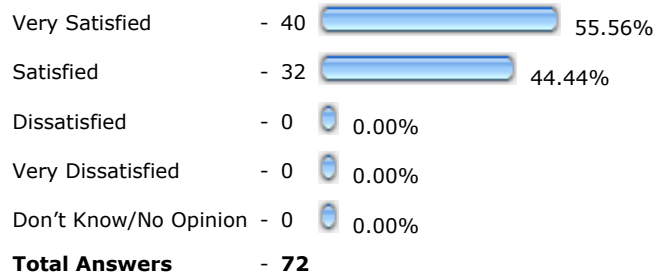
Average Completion Time: 12min 36sec (Min: 0min 0sec, Max: 249min 21sec)

Average Time before Quit: 0min 0sec

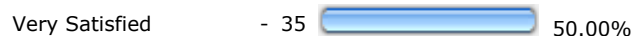
#### 1. Which building does your student attend?




#### 2. With your child's progress in school?

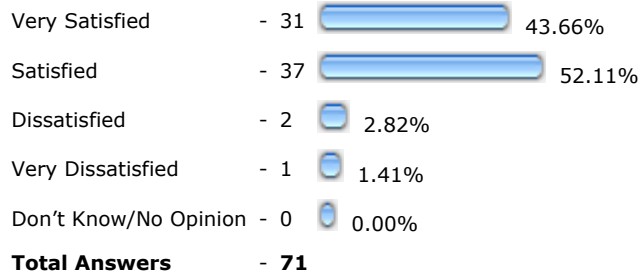


#### 3. With the quality of the core subject areas (reading, writing, math, science, social studies)

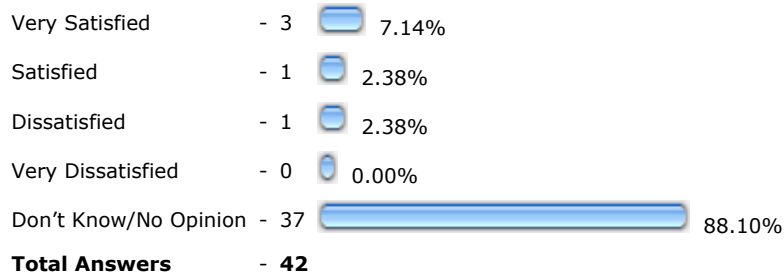




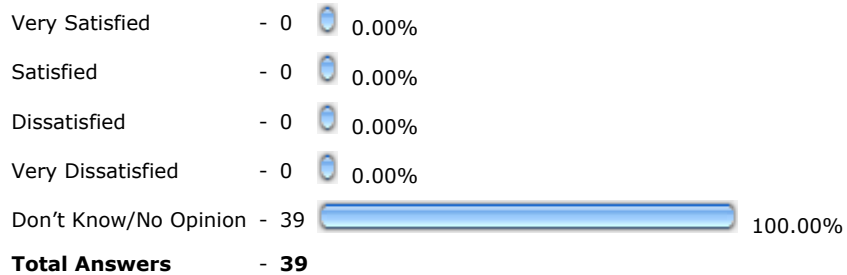
**4. With the quality of the elective/exploratory subject areas (fine arts, PE and health, library media, computer/technology, foreign language)**



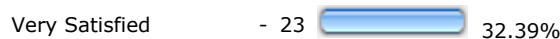
**5. With the quality of the extracurricular programs (7th-12 Grade only)**

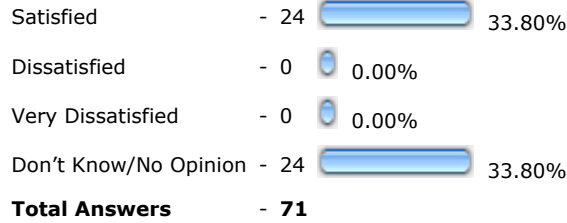


**6. That students are prepared for college or career when they graduate? (9 - 12th grades only)**

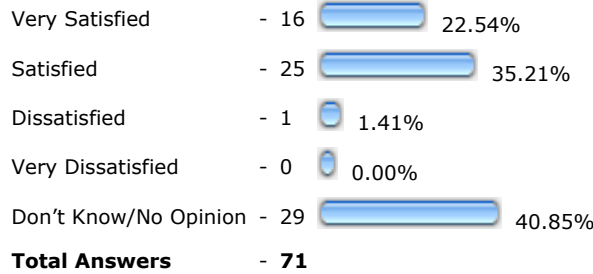


**7. With the counseling program?**

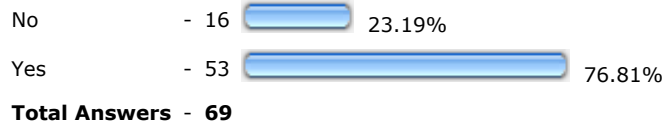




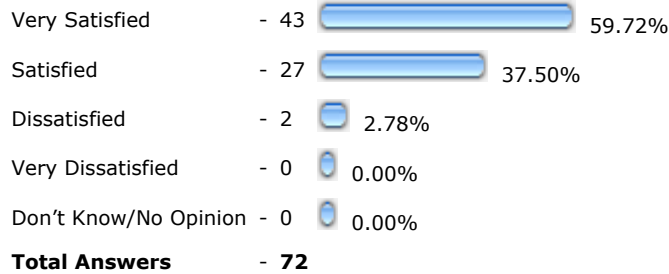
**8. With the drug/alcohol prevention program?**



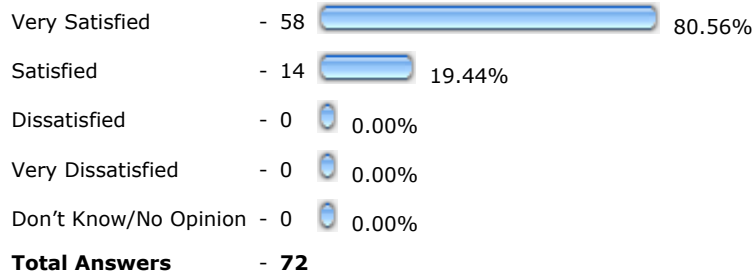
**9. Would you support the use of random student drug testing as a substance abuse prevention method?**



**10. With the quality of teaching at this school?**

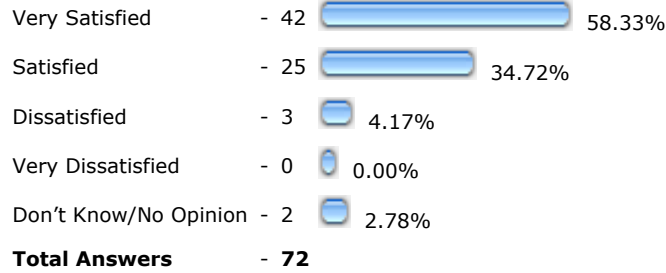


**11. That your child enjoys going to this school?**

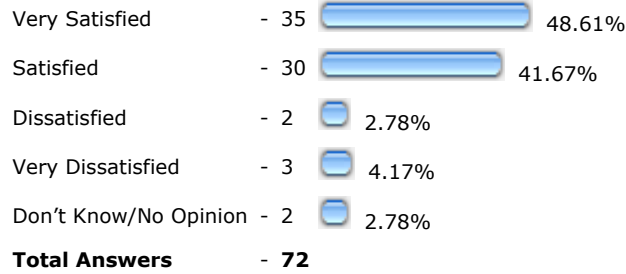


**12. That this school is making progress in improving the achievement**

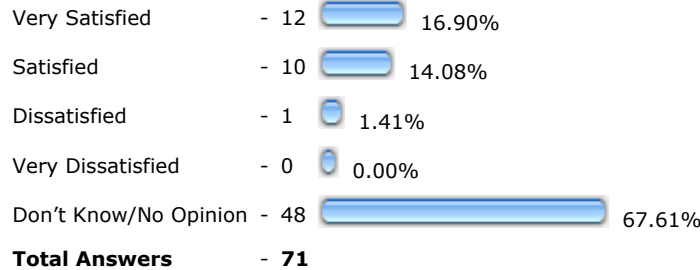
**of all students?**



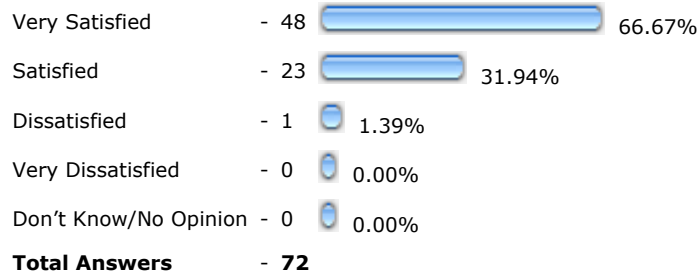
**13. With the use of technology to engage students in learning?**



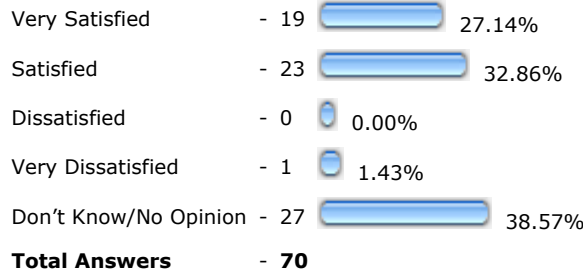
**14. With the rules regarding student cell phone use and other mobile devices?**



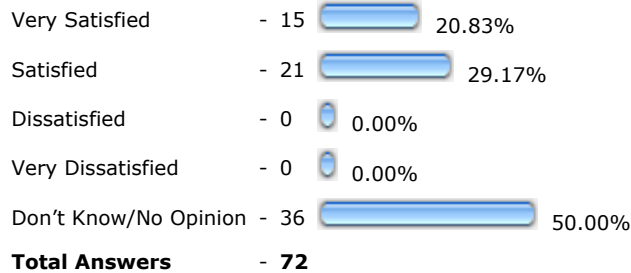
**15. With the school administration?**



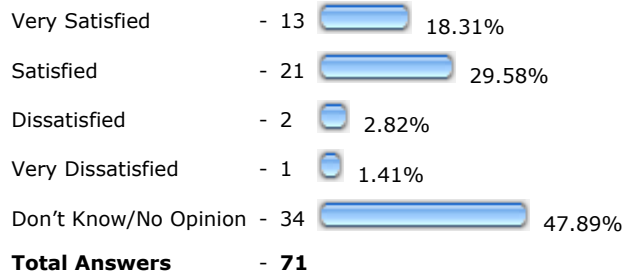
**16. With the district administration's and board of education's strategic plan and goals for the district?**



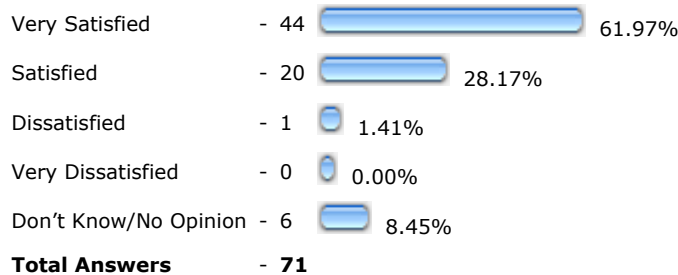
**17. With the district administration and Andover parent efforts to advocate/communicate with our elected officials?**



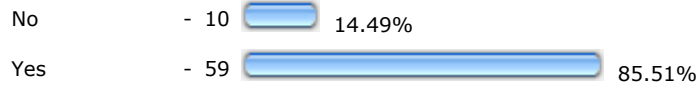
**18. With the process of prioritizing district resources and funds through the use of a budget advisory committee.**



**19. With the district's current facilities and philosophy of small schools?**




**20. Would you support the movement of attendance center boundary lines to reduce overcrowding at certain schools in the district?**



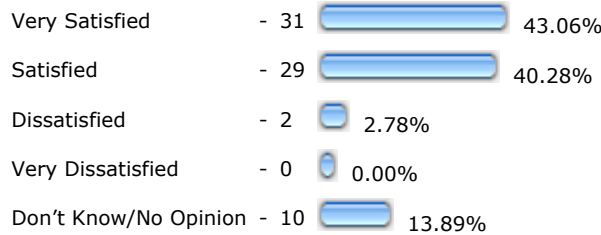
**Total Answers - 69**

**21. With communication with your child's teacher?**



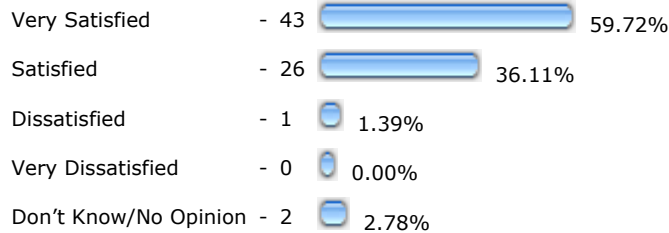
**Total Answers - 72**

**22. With your opportunity for input on school issues?**




**Total Answers - 72**

**23. That you are encouraged to volunteer/be involved at this school?**



**Total Answers - 72**


**24. That your child feels safe and secure at this school?**



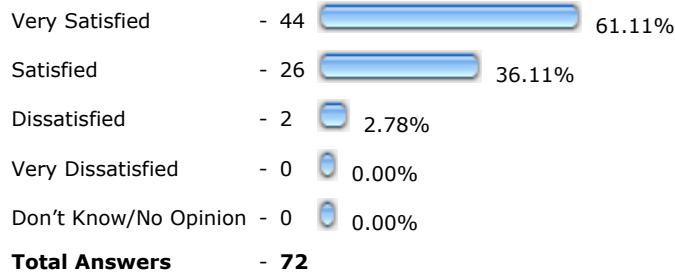
**Total Answers - 72**

**25. That your child feels connected (sense of belonging)**

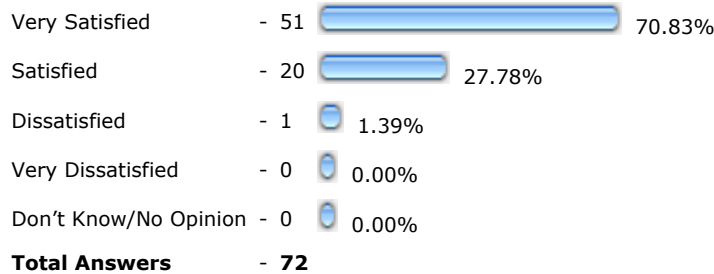
**to this school?**



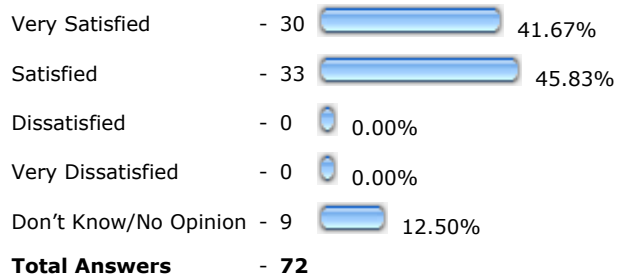
**26. With the recognition your child receives for his/her work and effort?**



**27. That you feel welcome at this school?**




**28. With the schools' efforts to address bullying?**

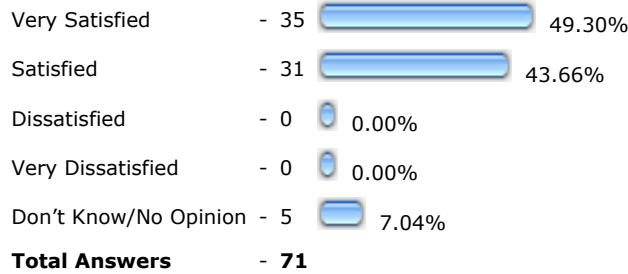


**29. That staff at this school create a positive climate for learning?**

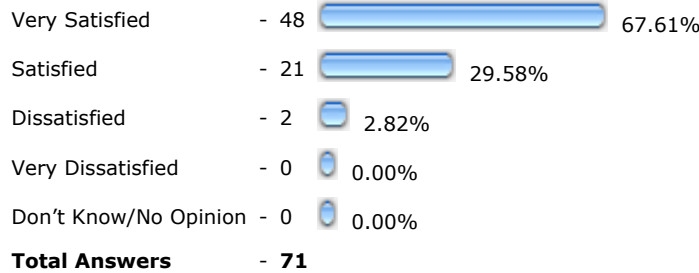




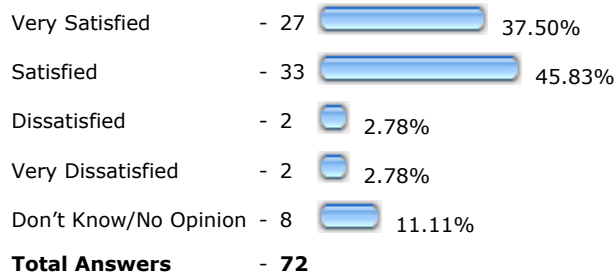
**30. That students at this school treat each other with respect and tolerance, regardless of gender, race, religion, economic status, etc.?**



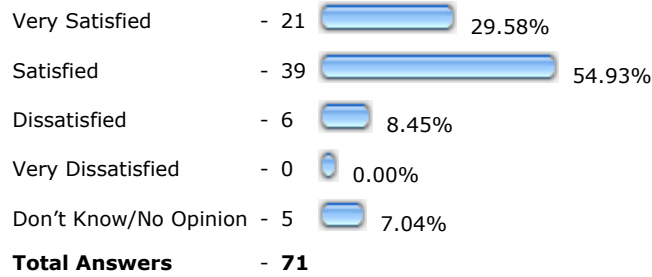
**31. That the school facilities and grounds are clean and well maintained?**



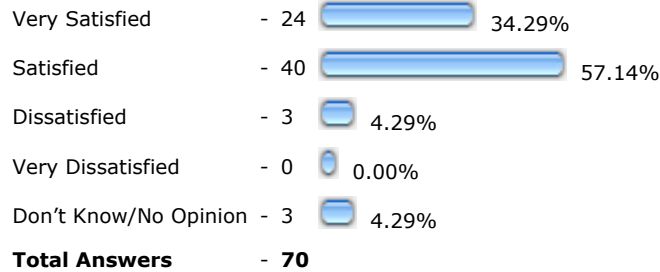
**32. With effectiveness of the discipline policies at this school?**



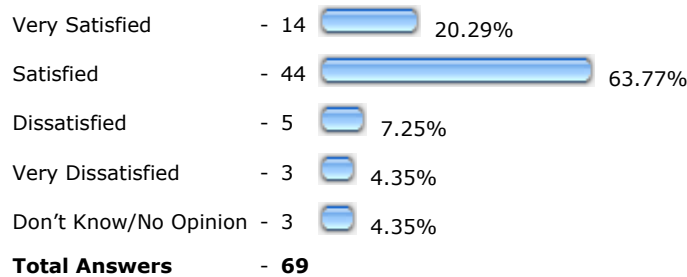
**33. With the meaningfulness and amount of the homework that is assigned to your child?**



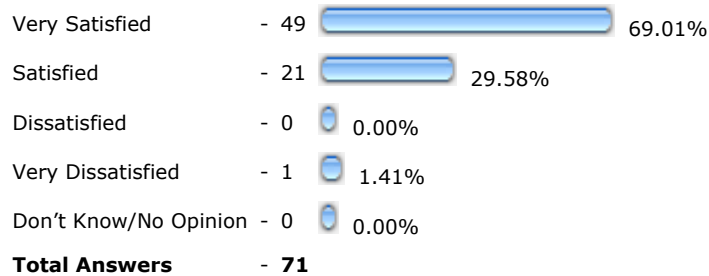
**34. With the grading practices at this school?**




**35. With the number of fundraising activities at this school?**



**36. With the helpfulness of the school office?**



**37. With the quality of the food service program?**



Don't Know/No Opinion - 12 16.90%

**Total Answers - 71**

**38. With the transportation services for your child?**

Very Satisfied - 19 27.14%

Satisfied - 25 35.71%

Dissatisfied - 2 2.86%

Very Dissatisfied - 0 0.00%

Don't Know/No Opinion - 24 34.29%

**Total Answers - 70**

**39. What are we doing well?**

**Total Answers - 36**

[ [View Answers](#) ]

**40. In which areas could we improve?**

**Total Answers - 27**

[ [View Answers](#) ]

**41. Other suggestions/comments?**

**Total Answers - 15**

[ [View Answers](#) ]

[ [Main](#) ]