

Andover Survey System

Survey Results

[[Main](#)] [[Results as Table \[?\]](#)] [Export Results to CSV as [Text](#) or [Numeric](#) Values [\[?\]](#)]

Results for Survey #59: Andover Staff Climate Survey

Questions marked with a **[*]** were required.

Notice: This result page shows the results filtered by the following questions:


At what building do you primarily work? => Sunflower Elementary

Filter On Checked Questions [\[?\]](#)

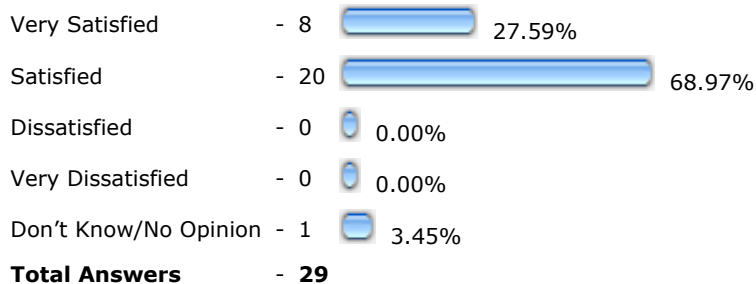
Survey Time Stats

Average Completion Time: 9min 26sec (Min: 2min 40sec, Max: 28min 33sec)
 Average Time before Quit: 0min 0sec


1. At what building do you primarily work?



2. With your students' progress in school?



3. With the quality of the core subject areas (reading, writing, math, science, social studies)?



Very Dissatisfied - 0 0.00%
 Don't Know/No Opinion - 2 6.67%
Total Answers - 30

4. With the quality of the elective/exploratory subject areas (fine arts, PE and health, library media, computer/technology, foreign language)?

Very Satisfied - 2 6.67%
 Satisfied - 8 26.67%
 Dissatisfied - 8 26.67%
 Very Dissatisfied - 11 36.67%
 Don't Know/No Opinion - 1 3.33%
Total Answers - 30

5. With the counseling program?

Very Satisfied - 12 40.00%
 Satisfied - 16 53.33%
 Dissatisfied - 1 3.33%
 Very Dissatisfied - 0 0.00%
 Don't Know/No Opinion - 1 3.33%
Total Answers - 30

6. With the quality of the drug/alcohol prevention program?


Very Satisfied - 7 25.00%
 Satisfied - 17 60.71%
 Dissatisfied - 1 3.57%
 Very Dissatisfied - 0 0.00%
 Don't Know/No Opinion - 3 10.71%
Total Answers - 28

7. [*] Would you support the use of random student drug testing as a substance abuse prevention method?

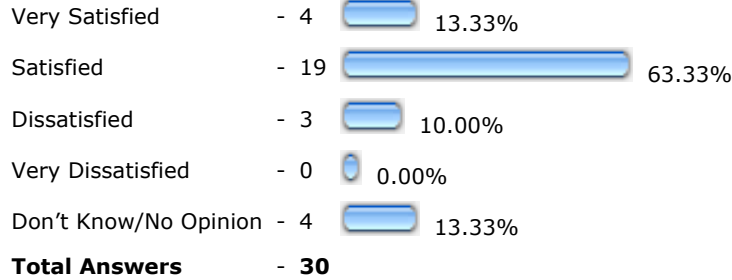
No - 7 23.33%
 Yes - 23 76.67%
Total Answers - 30

8. With the overall quality of teaching at this school?

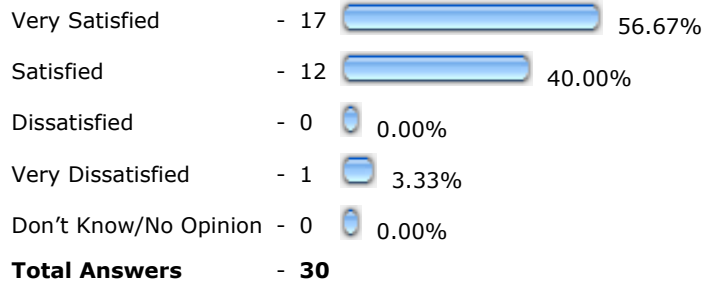
Very Satisfied - 13 43.33%



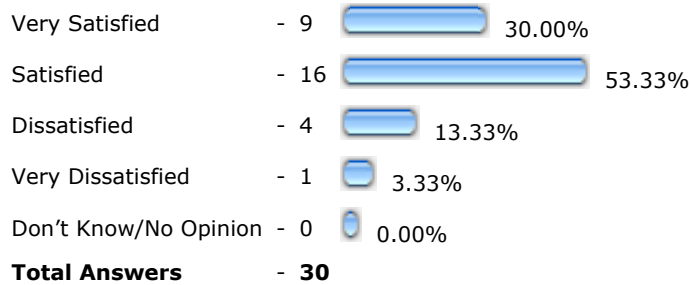
9. With the quality of the school's extracurricular programs?



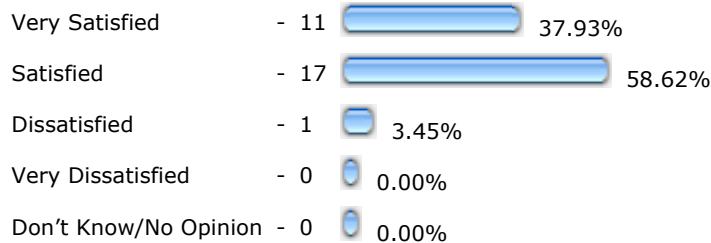
10. That you enjoy working at this school?



11. That teachers are provided with the support they need?

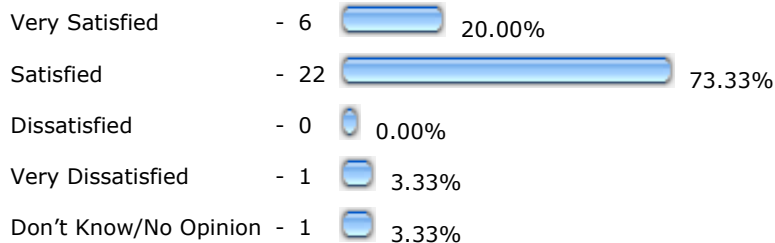


12. That this school is making progress in improving the achievement of all students?




Total Answers - 29

13. That you receive helpful information/feedback about your teaching?




Total Answers - 30

14. With the use of technology to engage students in learning?



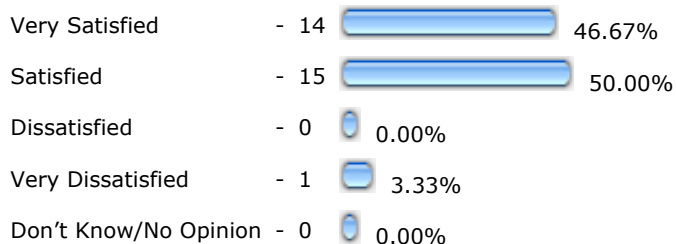
Total Answers - 29

15. With the rules regarding student cell phone use and other mobile devices?



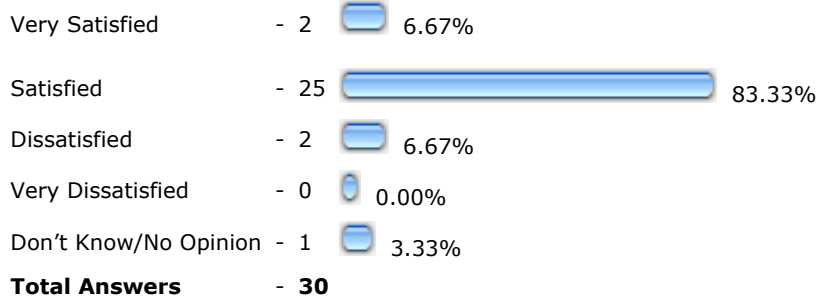
Total Answers - 30

16. With the school administration?

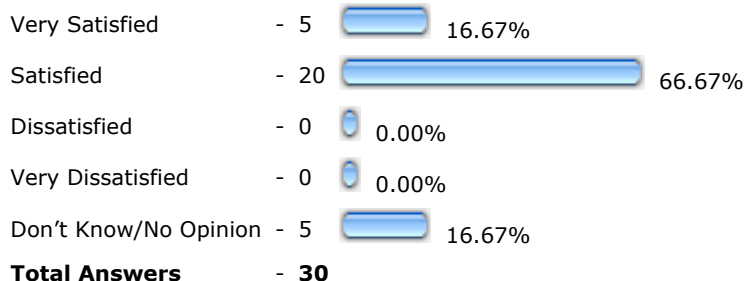


Total Answers - 30

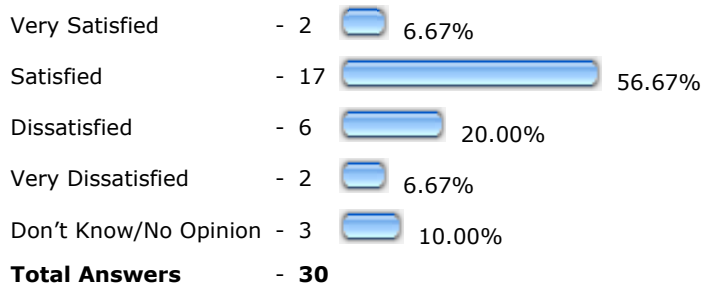
17. With the district administration's and board of education's strategic plan and goals for the district?



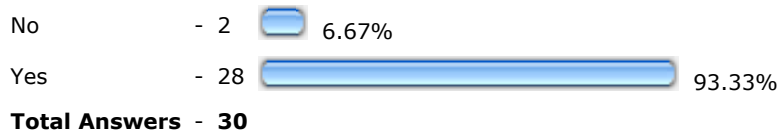
18. With the district administration and Andover parent efforts to advocate/ communicate with our elected officials?




19. With the process of prioritizing district resources and funds through the use of a budget advisory committee?



20. Would you support the movement of attendance center boundary lines to reduce overcrowding at certain schools in the district?

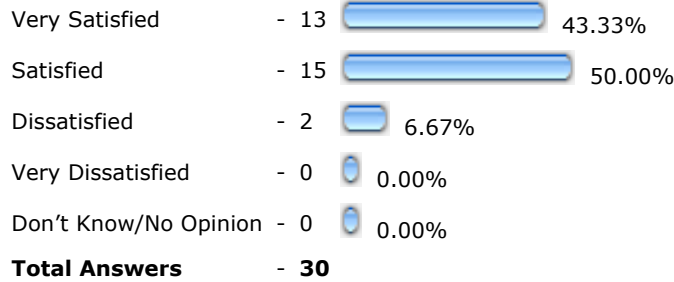


21. That students feel safe and secure at school?

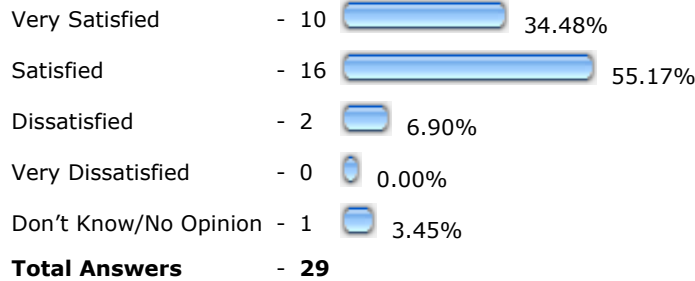


Total Answers - 30 0.00%

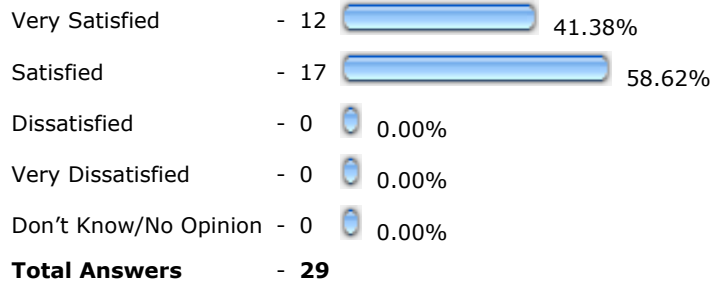
22. That students feel connected (sense of belonging) to this school?



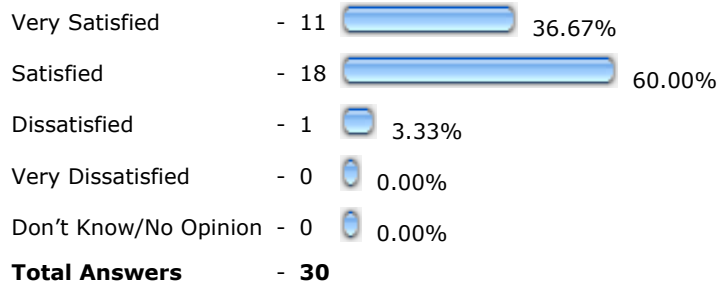
23. With the recognition that staff members receive for their work and effort?



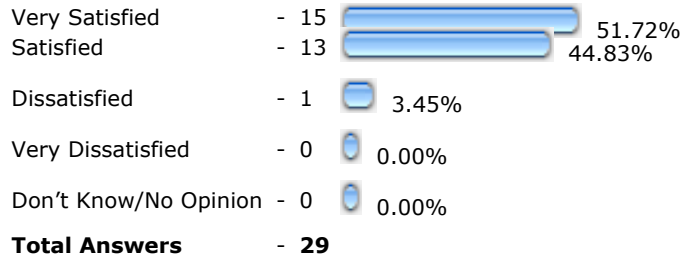
24. That parents feel welcome at this school?



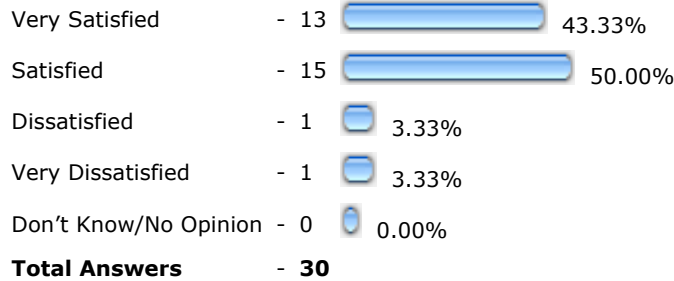
25. With the school's efforts to prevent bullying?




26. That staff at this school create a positive climate for learning?



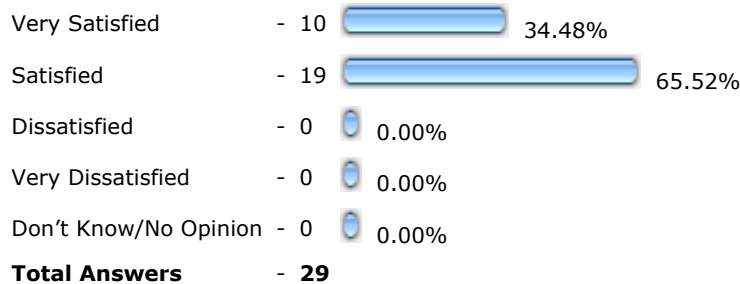
27. That staff members at this school treat each other with respect and tolerance, regardless of gender, race, religion, economic status etc?



28. That the school facilities and grounds are clean and well maintained?




29. With the response time to address maintenance requests?








30. With the response time to address technology requests?



Don't Know/No Opinion - 1  3.33%






Total Answers - 30

31. With effectiveness of the discipline policies at this school?

Very Satisfied - 7  23.33%
 Satisfied - 20  66.67%
 Dissatisfied - 2  6.67%
 Very Dissatisfied - 0  0.00%
 Don't Know/No Opinion - 1  3.33%






Total Answers - 30

32. With the quality of service from the district office?

Very Satisfied - 3  10.00%
 Satisfied - 24  80.00%
 Dissatisfied - 0  0.00%
 Very Dissatisfied - 0  0.00%
 Don't Know/No Opinion - 3  10.00%


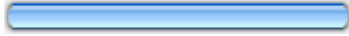



Total Answers - 30

33. With the quality of the food service program?

Very Satisfied - 3  10.00%
 Satisfied - 15  50.00%
 Dissatisfied - 2  6.67%
 Very Dissatisfied - 0  0.00%
 Don't Know/No Opinion - 10  33.33%

Total Answers - 30




34. With the number of fundraising activities at this school?

Very Satisfied - 4  13.33%
 Satisfied - 23  76.67%
 Dissatisfied - 0  0.00%
 Very Dissatisfied - 0  0.00%
 Don't Know/No Opinion - 3  10.00%

Total Answers - 30

35. With the transportation services for your students?

Very Satisfied - 2  6.67%
 Satisfied - 20  66.67%

Dissatisfied	- 2		6.67%
Very Dissatisfied	- 0		0.00%
Don't Know/No Opinion	- 6		20.00%
Total Answers	- 30		

 36. What are we doing well?

Total Answers - 6

[[View Answers](#)]

 37. In which areas could we improve?

Total Answers - 18

[[View Answers](#)]

 38. Other suggestions/comments?

Total Answers - 12

[[View Answers](#)]

[[Main](#)]

[[License](#) | [Change Log](#) | [To Do List](#) | [Bugs](#)]

Powered by [UCCASS v1.8.1](#). Copyright © 2004 [John W. Holmes](#), All Rights Reserved